



mira

Product List 2015

h Hevac

April 2015

Shower Types Explained

Electric Showers

Electric showers take water from your cold water supply and warm it by passing it safely over heating elements contained within the unit.

- Works even if your boiler fails
- Works without the need for stored hot water
- All Mira electric showers are approved as water efficient because they use less water
- The pumped Mira Elite ST is suitable for low pressure systems



Power Showers

Power showers take water from the stored hot and cold water supplies and mix it together to create your ideal temperature. All-in-one power showers have an in-built pump which also boost the flow of water.

- Choose either an all-in-one or mixer shower and pump combination
- Perfect for homes with plenty of hot water
- Not suitable for high pressure systems



Mixer Showers

Mixer showers take water from both your hot and cold water supplies and mix it to create your ideal temperature.

- Powerful flow with high pressure systems
- Range of styles and sizes
- Choice of temperature control – manual, pressure balanced or thermostatic
- Most mixers will work on all water systems



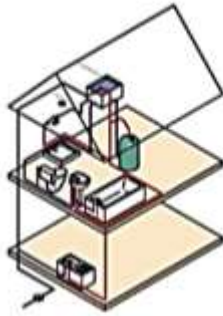
Digital Mixer Showers

Digital mixer showers take water from both your hot and cold water supplies and mix it together. The digital technology ensures you enjoy the exact temperature, every time.

- Stabilises temperature digitally
- Additional warm up and lock off modes
- Easy to install
- Mixer unit can be mounted away from the shower, such as in the attic
- Reduced pipework



Choosing Your Shower



Low pressure gravity system

You'll know you have this system if

There's a cold water tank in your loft and a hot water cylinder in your airing cupboard.

We recommend:

- Mixer showers (with optional pump for stronger flow)
- Digital mixer showers
- Power showers



High pressure - mains pressure combination boiler

You'll know you have this system if

You have a boiler the size of a small kitchen cupboard somewhere in your house – you won't have hot and cold water tanks.

We recommend:

- Mixer showers
- Digital mixer showers
- Energy-saving eco showers



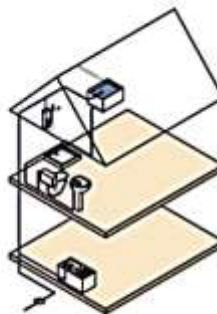
High pressure - mains pressure unvented

You'll know you have this system if

You have a boiler the size of a small kitchen cupboard somewhere in your house.

We recommend:

- Mixer showers (for a powerful flow)
- Digital mixer showers (for a powerful flow)
- Energy-saving eco showers



Cold mains supply

You'll know you have this system if

You don't have stored hot water at all or, don't want to use up all the hot water when you have a shower.

We recommend:

- Electric showers (the higher the kW rating, the stronger the flow)
- Pumped Mira Elite ST for low pressure cold water supplies*

*Must be tank fed

Electric Showers



The ideal choice for low pressure water systems. Perfect if your water pressure is too low or erratic for a standard electric or mixer shower.

- Advanced pressure stabilised temperature control keeps your selected showering temperature consistent.
- Separate power and temperature flow controls to fine tune your perfect shower.
- Push button on/off so you can leave the power and temperature controls at your preferred setting.
- An integrated pump provides a strong and consistent flow, whatever the temperature.
- Sensi-flo™ prevents scalding in the event of a loss of water pressure or if the showerhead or hose become blocked.
- Clearscale™ technology cuts limescale by 50% for a better performing, longer lasting shower.
- Opti-flo™ optimises flow throughout the year.
- Phased shutdown flushes hot water from the tank to make it safe for the next user.
- 4 spray shower head with rub clean nozzles for easy limescale removal.



Mira Elite ST Pumped	
1.1563.230	MIRA ELITE ST (9.0kW @ 230vlt)
1.1563.721	MIRA ELITE ST 10.8 (9.9kW @ 230vlt)



The ideal choice for low pressure water systems. Perfect if your water pressure is too low or erratic for a standard electric or mixer shower.

- Advanced pressure stabilised temperature control keeps your selected showering temperature consistent.
- Separate power and temperature flow controls to fine tune your perfect shower.
- Push button on/off so you can leave the power and temperature controls at your preferred setting.
- An integrated pump provides a strong and consistent flow, whatever the temperature.
- Sensi-flo™ prevents scalding in the event of a loss of water pressure or if the showerhead or hose become blocked.
- Clearscale™ technology cuts limescale by 50% for a better performing, longer lasting shower.
- Opti-flo™ optimises flow throughout the year.
- Phased shutdown flushes hot water from the tank to make it safe for the next user.
- 4 spray shower head with rub clean nozzles for easy limescale removal.



Mira Elite ST Pumped Satin/Chrome		List Price
1.1674.001	MIRA ELITE ST SATIN/CHROME (9.0kW @ 230vlt)	€353.85

Electric Showers



The next generation is here. With a great look and improved fittings, the new Mira Sport is still as reliable, easy to fit, and easy to use as ever.

- Advanced pressure stabilised temperature control keeps your selected showering temperature consistent.
- Separate power and temperature flow controls to fine tune your perfect shower.
- Push button on/off so you can leave the power and temperature controls at your preferred setting.
- Sensi-flo™ prevents scalding in the event of a loss of water pressure or if the showerhead or hose become blocked.
- Clearscale™ technology cuts limescale by 50% for a better performing, longer lasting shower.
- Opti-flo™ optimises flow throughout the year.
- Phased shutdown flushes hot water from the tank to make it safe for the next user.
- Large 110mm 4 spray shower head with rub clean nozzles for easy limescale removal.
- Adjustable slide bar fits over holes left by a previous shower kit



New Mira Sport	
1.1746.002	MIRA SPORT 9.0KW WH/CHR (8.2kW @ 230vlt)
1.1746.003	MIRA SPORT 9.8KW WH/CHR (9.0kW @ 230vlt)
1.1746.004	MIRA SPORT 10.8KW WH/CHR (9.9kW @ 230vlt)



Ultimate temperature control. New style, improved fittings and the added reassurance of thermostatic temperature control.

- Thermostatic temperature stability keeps showering safe for all the family.
- Separate power and temperature flow controls to fine tune your perfect shower.
- Push button on/off so you can leave the power and temperature controls at your preferred setting.
- Sensi-flo™ prevents scalding in the event of a loss of water pressure or if the showerhead or hose become blocked.
- Clearscale™ technology cuts limescale by 50% for a better performing, longer lasting shower.
- Opti-flo™ optimises flow throughout the year.
- Phased shutdown flushes hot water from the tank to make it safe for the next user.
- Large 110mm 4 spray shower head with rub clean nozzles for easy limescale removal.
- Adjustable slide bar fits over holes left by a previous shower kit.



New Mira Sport Thermostatic	
1.1746.005	MIRA SPORT T 9.0KW WH/CHR (8.2kW @ 230vlt)
1.1746.006	MIRA SPORT T 9.8KW WH/CHR (9.0kW @ 230vlt)

Electric Showers



The UK's best performing electric just got a boost. A sensational spray experience and performance that you simply won't find from any other electric shower on the market.

- Advanced pressure stabilised temperature control keeps your selected showering temperature consistent.
- Separate power and temperature flow controls to fine tune your perfect shower.
- Push button on/off so you can leave the power and temperature controls at your preferred setting.
- Sensi-flo™ prevents scalding in the event of a loss of water pressure or if the showerhead or hose become blocked.
- Clearscale™ technology cuts limescale by 50% for a better performing, longer lasting shower.
- Opti-flo™ optimises flow throughout the year.
- Phased shutdown flushes hot water from the tank to make it safe for the next user.
- Large 110mm 4 spray shower head with rub clean nozzles for easy limescale removal.



Mira Sport Max	
1.1746.007	MIRA SPORT MAX 9.0KW WH/CHR (8.2kW @ 230vlt)
1.1746.008	MIRA SPORT MAX 10.8KW WH/CHR (9.9kW @ 230vlt)



For the ultimate retrofit. Sport Multi-fit™ simply retrofits over more products than any other electric shower on the market. So, left, right, top, bottom or rear, Sport's got it covered.

- Advanced pressure stabilised temperature control keeps your selected showering temperature consistent.
- Separate power and temperature flow controls to fine tune your perfect shower.
- Push button on/off so you can leave the power and temperature controls at your preferred setting.
- Sensi-flo™ prevents scalding in the event of a loss of water pressure or if the showerhead or hose become blocked.
- Clearscale™ technology cuts limescale by 50% for a better performing, longer lasting shower.
- Opti-flo™ optimises flow throughout the year.
- Phased shutdown flushes hot water from the tank to make it safe for the next user.
- Large 110mm 4 spray shower head with rub clean nozzles for easy limescale removal.



Mira Sport Multi-Fit	
1.1746.009	MIRA SPORT MTF 9.0KW WH/CHR (8.2kW @ 230vlt)
1.1746.010	MIRA SPORT MTF 9.8KW WH/CHR (9.0kW @ 230vlt)

Electric Showers



Jump to Mira. Specifically designed for easy replacement of right inlet electric showers. Retrofits Triton, Aqualisa and many other electric showers.

- Separate power and temperature flow controls to fine tune your perfect shower.
- Push button on/off so you can leave the power and temperature controls at your preferred setting.
- Eco setting designed to save water and energy.
- Adjustable slide bar fits over holes left by a previous shower kit
- Clearscale™ technology cuts limescale by 50% for a better performing, longer lasting shower.
- 4 spray shower head with rub clean nozzles for easy limescale removal.
- Dual terminal blocks on left and right side for easy connection



Mira Jump	
1.1788.010	MIRA JUMP 8.5kW WHITE/CHROME (7.8kW @ 230vIt)
1.1788.011	MIRA JUMP 9.5kW WHITE/CHROME (8.7kW @ 230vIt)
1.1788.012	MIRA JUMP 10.8kW WHITE/CHROME (9.9kW @ 230vIt)



High spec, low price. Built with the same quality and performance standards set for all Mira showers, it combines an invigorating shower with great value for money.

- Separate power and temperature flow controls to fine tune your perfect shower.
- Pressure stabilised temperature control maintains your selected showering temperature.
- Push button on/off so you can leave the power and temperature controls at your preferred setting.
- Eco setting designed to save water and energy.
- Adjustable slide bar fits over holes left by a previous shower kit
- Clearscale™ technology cuts limescale by 50% for a better performing, longer lasting shower.
- 4 spray shower head with rub clean nozzles for easy limescale removal.



Mira Vie	
1.1788.004	MIRA VIE 8.5KW WHITE/CHROME (7.8kW @ 230vIt)
1.1788.005	MIRA VIE 9.5KW WHITE/CHROME (9.0kW @ 230vIt)

Electric Showers

The perfect temperature all day, every day. Bringing you safe, precise thermostatically controlled showering for complete piece of mind.



- Thermostatic temperature stability keeps showering safe for all the family.
- Separate temperature and flow controls to fine tune your perfect shower.
- Push button on/off so you can leave the power and temperature controls at your preferred setting.
- Adjustable Temperature Limit gives you the option of selecting your preferred maximum temperature from 8 different settings.
- Phased shutdown flushes hot water from the tank to make it safe for the next user.
- With tactile raised areas, a large on/off button, backlit buttons and an audible click on the temperature lever, it's easy for everyone to use.
- The easy to use slide bar and friction bracket can be adjusted with one hand and is wall or corner mountable.
- Best in it's class for reducing limescale build up.
- 4 spray showerhead with rub-clean nozzles for easy limescale removal.



Mira Advance ATL Thermostatic	
1.1643.001	MIRA ADVANCE ATL 9.0 W/C (8.2kW @ 230vlt)
1.1643.003	MIRA ADVANCE ATL 9.8 W/C (9.0kW @ 230vlt)

Ultimate safety and usability designed for less abled. Bringing you safe, precise thermostatically controlled showering for complete piece of mind.



- Thermostatic temperature stability keeps showering safe for all the family.
- Separate temperature and flow controls to fine tune your perfect shower.
- Push button on/off so you can leave the power and temperature controls at your preferred setting.
- Adjustable Temperature Limit gives you the option of selecting your preferred maximum temperature from 8 different settings.
- Phased shutdown flushes hot water from the tank to make it safe for the next user.
- With tactile raised areas, a large on/off button, backlit buttons and an audible click on the temperature lever, it's easy for everyone to use.
- The easy to use slide bar and friction bracket can be adjusted with one hand and is wall or corner mountable.
- Best in it's class for reducing limescale build up.
- 4 spray showerhead with rub-clean nozzles for easy limescale removal.



Mira Advance ATL Thermostatic	
1.1643.005	MIRA ADVANCE ATL 9.0 FLEX W/C (8.2kW @ 230vlt)
1.1643.006	MIRA ADVANCE ATL 9.8 FLEX W/C (9.0kW @ 230vlt)
1.1643.010	MIRA ADVANCE ATL FLEX EXTRA 9.0 W/C (8.2kW @ 230vlt)

Electric Showers

Simple frosted glass fascia perfectly complemented by smooth chrome
Features and combined with thermostatic technology.



- Thermostatic temperature stability keeps showering safe for all the family.
- Separate power and temperature controls with a push button on/off.
- Push button on/off so you can leave the power and temperature controls at your preferred setting.
- Sensi-flo™ prevents scalding in the event of a loss of water pressure or if the showerhead or hose become blocked.
- Clearscale™ technology cuts limescale by 50% for a better performing, longer lasting shower.
- Phased shutdown flushes hot water from the tank to make it safe for the next user.
- 4 spray shower head with rub-clean nozzles for easy limescale removal.
- With frosted glass fascia



Mira Azora	
1.1634.001	MIRA AZORA 9.8Kw – GLASS (9.0kW @ 230vIt)

The perfect place to escape to. Stunning up-to-the-minute design mixed with
thermostatic technology delivers performance and safety to any bathroom.



- Thermostatic temperature stability keeps showering safe for all the family.
- Maximum temperature stop for increased safety.
- Separate power and temperature controls with a push button on/off.
- Push button on/off so you can leave the power and temperature controls at your preferred setting.
- Sensi-flo™ prevents scalding in the event of a loss of water pressure or if the showerhead or hose become blocked.
- Clearscale™ technology cuts limescale by 50% for a better performing, longer lasting shower.
- Phased shutdown flushes hot water from the tank to make it safe for the next user.
- 4 spray shower head with rub-clean nozzles for easy limescale removal.
- Slimline, contemporary design.



Mira Escape	
1.1563.011	MIRA ESCAPE CHROME 9.8Kw (9.0kW @ 230vIt)

Electric Showers



Designed to light up any bathroom. Boasting a sleek design and a stylish backlit digital temperature and time display, the Mira Orbis combines stunning looks with a whole host of fantastic features.

- Thermostatic temperature stability keeps showering safe for all the family.
- Maximum temperature stop for increased safety.
- Separate power and temperature controls with a push button on/off.
- Backlit digital temperature and time display.
- Push button on/off so you can leave the power and temperature controls at your preferred setting.
- Sensi-flo™ prevents scalding in the event of a loss of water pressure or if the showerhead or hose become blocked.
- Clearscale™ technology cuts limescale by 50% for a better performing, longer lasting shower.
- Phased shutdown flushes hot water from the tank to make it safe for the next user.
- 4 spray shower head with rub-clean nozzles for easy limescale removal.



Mira Orbis	
1.1647.002	MIRA ORBIS 9.8kW (9.0kW @ 230vlt)

It is important to note the different power ratings listed on all Mira Electric showers. Both the rating for the UK (240vlt) and Ireland (230vlt) are shown on the packaging.

Please use the chart below to compare the difference between the kW rating at 240vlt and 230vlt

UK Rating		IRL Rating
8.5kW @ 240vlt	=	7.8kW @ 230vlt
9.0kW @ 240vlt	=	8.2kW @ 230vlt
9.5kW @ 240vlt	=	8.7kW @ 230vlt
9.8kW @ 240vlt	=	9.0kW @ 230vlt
10.8kW @ 240vlt	=	9.9kW @ 230vlt

Power Showers



True invigoration. The perfect blend of performance, price and safety.

- Thermostatic temperature stability keeps showering safe for all the family.
- Maximum temperature stop for increased safety.
- Separate temperature and flow controls to fine tune your perfect shower.
- Delivers an invigorating 14 liters of water a minute.
- 5 spray shower head with rub-clean nozzles for easy limescale removal.



Mira Vigour Thermostatic	
1.1532.353	MIRA VIGOUR Thermostatic



True invigoration. The perfect blend of performance, price and safety.

- Maximum temperature stop for increased safety.
- Separate temperature and flow controls to fine tune your perfect shower.
- Delivers an invigorating 12 liters of water a minute.
- 5 spray shower head with rub-clean nozzles for easy limescale removal.



Mira Vigour Manual	
1.1532.354	MIRA VIGOUR Manual

Power Showers



Bursting with performance. Brings safe, powerful showering and practical features to your bathroom.

- Thermostatic temperature stability keeps showering safe for all the family.
- Separate temperature and flow controls to fine tune your perfect shower.
- Select and forget control for your ideal shower at the touch of a button.
- The special flow boost feature delivers an invigorating 16 liters of water a minute.
- 4 spray shower head with rub-clean nozzles for easy limescale removal.
- Dual rollers deliver smooth operation throughout the products life.



Mira Event XS Thermostatic	
1.1532.002	MIRA EVENTxs Thermostatic White/Chrome



A showering sensation. Brings powerful showering and practical features to your bathroom.

- Separate temperature and flow controls to fine tune your perfect shower.
- Select and forget control for your ideal shower at the touch of a button.
- Delivers an invigorating 14 liters of water a minute.
- 4 spray shower head with rub-clean nozzles for easy limescale removal.



Mira Event XS Manual	
1.1532.003	MIRA EVENTxs Manual - White/Chrome

Mixer Showers



Carefully considered to combine stylish minimalist look with great performance to deliver a perfect showering experience, ideal for a new bathroom.

- Thermostatic temperature stability keeps showering safe for all the family.
- Separate temperature and flow controls to fine tune your perfect shower.
- Magi-flo™ give 3 times more flow than similar mixer showers even at low pressure.
- Multi-mode 90mm shower head (BIV)
- 200mm Deluge head (BIR)
- Divert between deluge head and 90mm handset or have both on together even at low pressure (BRD)
- With rub-clean nozzles for easy limescale removal.
- Works on all systems and pressures



Mira Adept	
1.1736.404	MIRA ADEPT BIV
1.1736.405	MIRA ADEPT BIR
1.1736.406	MIRA ADEPT BRD
1.1736.423	MIRA ADEPT BIV - ECO



Expertly designed, this neat contemporary shower delivers a powerful showering experience. This shower enables you to add plug-in accessories to create your perfect look.

- Thermostatic temperature stability keeps showering safe for all the family.
- Separate temperature and flow controls to fine tune your perfect shower.
- Magi-flo™ give 3 times more flow than similar mixer showers even at low pressure.
- Flush to wall unibody design.
- Revolutionary new installation system with 50mm pipe centres for quick and easy installation.
- One single control for on/off and temperature (EV /EV-ECO)
- EV-Eco saves up to 50% water compared to standard Agile EV
- Divert between 200mm deluge head and 90mm handset or have both on together even at low pressure (ERD)
- With rub-clean nozzles for easy limescale removal.



Mira Agile	
1.1736.400	MIRA AGILE SS EV - ECO
1.1736.401	MIRA AGILE SS EV
1.1736.402	MIRA AGILE EV
1.1736.403	MIRA AGILE ERD
1.1736.421	MIRA AGILE SENSE ACCESSORY
1.1736.422	MIRA AGILE EV - ECO

Mixer Showers



Mira Coda Pro EV/ERD combine quality, reliability and performance and its easy to fit features make it one of the most popular valves with installers.

- Thermostatic temperature stability keeps showering safe for all the family.
- Maximum temperature stop for increased safety, with override for a hotter shower.
- Separate temperature and flow controls to fine tune your perfect shower.
- Cool shield™ ensures the valve doesn't get hot during use.
- Flow control featuring ECO stop for water saving with override function for a more powerful shower.
- Divert between 200mm deluge head and 90mm handset or have both on together even at low pressure (ERD)
- With rub-clean nozzles for easy limescale removal.
- Fast fix front of tile installation kit included.
- Works on all systems and pressures



Mira Coda Pro	
1.1836.005	MIRA CODA PRO EV
1.1836.006	MIRA CODA PRO ERD



Mira Coda EV offers intuitive design easy to fit features make it one of the most popular valves with installers.

- Thermostatic temperature stability keeps showering safe for all the family.
- Maximum temperature stop for increased safety, with override for a hotter shower.
- Separate temperature and flow controls to fine tune your perfect shower.
- Cool shield™ ensures the valve doesn't get hot during use.
- Flow control featuring ECO stop for water saving with override function for a more powerful shower.
- With rub-clean nozzles for easy limescale removal.
- Fast fix front of tile installation kit included.
- Works on all systems and pressures



Mira Coda Bar Valve	
2.1630.001	MIRA CODA EV
2.1744.008	MIRA CODA PRO VALVE ONLY

Mixer Showers



Discover great showering. Its sleek design will enhance any bathroom whilst delivering an invigorating shower every time.

- Thermostatic temperature stability keeps showering safe for all the family.
- Maximum temperature stop for increased safety.
- Separate temperature and flow controls to fine tune your perfect shower.
- Magi-flo™ give 3 times more flow than similar mixer showers even at low pressure.
- Single spray fixed showerhead with partial rub clean rubber nozzles for easy cleaning (BIR)
- Works on all systems and pressures



Mira Discovery Thermostatic	
1.1595.001	MIRA DISCOVERY CONCENTRIC EV-CHROME
1.1595.002	MIRA DISCOVERY CONCENTRIC BIV - CHROME
1.1595.003	MIRA DISCOVERY CONCENTRIC BIR - CHROME
1.1595.004	MIRA DISCOVERY CONCENTRIC A VALVE - CHR
1.1595.005	MIRA DISCOVERY CONCENTRIC B VALVE - CHR



Lift twist and shower. The best performing single lever mixer shower on the market. You can fine tune the settings easily to create your perfect shower every time.

- Thermostatic temperature stability keeps showering safe for all the family.
- One single lever control for flow and temperature.
- Magi-flo™ give 3 times more flow than similar mixer showers even at low pressure.
- ECO flow function uses up to 30% less water.(SLT)
- Single spray 18.5cm deluge shower head (BIR)
- Works on all systems and pressures



Mira Element Thermostatic	
1.1656.001	MIRA ELEMENT SS EV
1.1656.002	MIRA ELEMENT SS BIV
1.1656.003	MIRA ELEMENT SS BIR
1.1656.011	MIRA ELEMENT SLT EV
1.1656.012	MIRA ELEMENT SLT BIV
1.1656.013	MIRA ELEMENT SLT BIR
1.1656.014	MIRA ELEMENT SLT B VALVE ONLY



Mixer Showers

The best-selling mixer shower in the UK. Packed with features Excel is Mira's best performing mixer and the choice of the professional installer.



- Thermostatic temperature stability keeps showering safe for all the family.
- Maximum temperature stop for increased safety, with override for a hotter shower.
- Separate temperature and flow controls to fine tune your perfect shower.
- Numbered temperature dial for set and forget control.
- Magi-flo™ give 3 times more flow than similar mixer showers even at low pressure.
- Unrivalled performance on any water system, even low pressure.
- Ceramic flow control keeps limescale at bay, even in hard water areas.
- 4 spray shower head with rub clean nozzles for easy limescale removal.
- Works on all systems and pressures



Mira Excel Thermostatic	
1.1518.300	MIRA EXCEL EV CHROME
1.1518.314	MIRA EXCEL B BIV CHROME (Eire)
1.1518.307	MIRA EXCEL B BIR CHROME
1.1518.309	MIRA EXCEL E CHROME
1.1518.311	MIRA EXCEL B CHROME

Simply reliable. A refreshingly reliable performance, with clever anti-limescale technology.

- Separate temperature and flow controls to fine tune your perfect shower.
- Magi-flo™ give 3 times more flow than similar mixer showers even at low pressure.
- Easy one hand adjustment of shower head height.
- 3 spray fixed shower head with partial rub clean nozzles for easy limescale removal. (EV/BIV)
- Perfect for low pressure systems



Mira Gem 88	
1.1557.001	MIRA GEM 88 EV CHROME
1.1557.003	MIRA GEM 88 BIV CHROME
1.1557.005	MIRA GEM 88 BIR CHROME
1.1557.007	MIRA GEM 88 E CHROME
1.1557.009	MIRA GEM 88 B CHROME

Mixer Showers



Small on the outside, big on the inside. It may be small on size but when it comes to features it really packs a punch.

- Thermostatic temperature stability keeps showering safe for all the family
- Separate temperature and flow controls to fine tune your perfect shower.
- Magi-flo™ give 3 times more flow than similar mixer showers even at low pressure.
- Half the size of a normal mixer, helps save space in the bathroom.
- Optional extended elbows pack is available for existing pipework between 133-153mm.
- 4 spray shower head with rub clean nozzles for easy limescale removal.
- Works on all systems and pressures.



Mira Miniduo	
1.1663.004	MIRA MINIDUO EV
1.1663.008	MIRA MINIDUO BIV

Miniduo Eco with Ecoefficient™ technology saves up to 75% water compared to a standard Miniduo, yet still delivers great performance.



- Thermostatic temperature stability keeps showering safe for all the family
- Separate temperature and flow controls to fine tune your perfect shower.
- 3 spray ECO shower head saves up to 75% water compared to the standard Miniduo.
- Optional extended elbows pack is available for existing pipework between 133-153mm.
- With rub clean nozzles for easy limescale removal.
- Approved as water efficient unit.
- Works on all systems and pressures.



Mira Miniduo Eco	
1.1663.241	MIRA MINIDUO WITH ECO SHOWERHEAD EV
1.1663.242	MIRA MINIDUO WITH ECO SHOWERHEAD BIV
1.1663.243	MIRA MINIDUO WITH ECO SHOWERHEAD BIR

Mixer Showers

Mini Size, maximum performance. Beautifully compact, it may be small but it really packs a punch.



- Thermostatic temperature stability keeps showering safe for all the family
- Separate temperature and flow controls to fine tune you perfect shower.
- One easy to use control for on/off and temperature.
- Magi-flo™ give 3 times more flow than similar mixer showers even at low pressure.
- Half the size of a normal mixer, helps save space in the bathroom.
- Single spray shower head.
- Optional extended elbows pack is available for existing pipework between 133-153mm.
- With rub clean nozzles for easy limescale removal.
- Works on all systems and pressures.



Mira Minilite	
1.1663.003	MIRA MINILITE EV
1.1663.007	MIRA MINILITE BIV



Minilite Eco with saves up to 50% water compared to a standard Minilite, yet still delivers great performance.

- Thermostatic temperature stability keeps showering safe for all the family
- Separate temperature and flow controls to fine tune you perfect shower.
- One easy to use control for on/off and temperature.
- Saves up to 50% compared to standard Minilite.
- EV model comes with 110mm pipe centres.
- Single spray shower head with rub clean nozzles for easy limescale removal.
- Optional extended elbows pack is available for existing pipework between 133-153mm.
- Minimum pressure of 0.5bar required.



Mira Minilite Eco	
1.1663.239	MIRA MINILITE ECO EV
1.1663.240	MIRA MINILITE ECO BIV

Mixer Showers

Beautifully simple in every way .Bringing both thermostatic temperature and flow control onto one simple use dial, it makes showering simple.



- Thermostatic temperature stability keeps showering safe for all the family
- Maximum temperature stop for increased safety.
- One easy to use control for on/off and temperature.
- Magi-flo™ give 3 times more flow than similar mixer showers even at low pressure
- 4 spray shower head with partial rub clean nozzles for easy limescale removal (BIV)
- Single spray shower head (BIR)
- Works on all systems and pressures.



Mira Silver Thermostatic	
1.1628.001	MIRA SILVER EV
1.1628.002	MIRA SILVER BIV
1.1628.003	MIRA SILVER BIR
1.1628.004	MIRA SILVER EXPOSED VALVE
1.1628.005	MIRA SILVER B VALVE ONLY

Perfect for the style and safety conscious. With thermostatic control and great performance at low pressures it is a perfect choice for any bathroom.



- Thermostatic temperature stability keeps showering safe for all the family
- Maximum temperature stop for increased safety.
- Separate flow and temperature control to fine tune your perfect shower.
- Magi-flo™ give 3 times more flow than similar mixer showers even at low pressure
- 4 spray shower head with partial rub clean nozzles for easy limescale removal.
- Works on all systems and pressures.
- Slide bar can be corner mounted (FLEX)
- Cool shield™ technology ensures the valve doesn't get hot during use.(FLEX)
- Single spray everclear shower head to prevent limescale (FLEX)



Mira Select Thermostatic	
1.1592.005	MIRA SELECT EV
1.1679.001	MIRA SELECT FLEX A
1.1592.001	MIRA SELECT A VALVE
1.1592.002	MIRA SELECT B VALVE

Mixer Showers

Traditional styling, modern showering. Classically designed with a rigid riser and deluge shower head.



- Thermostatic temperature stability keeps showering safe for all the family
- Maximum temperature stop for increased safety.
- One easy to use control for on/off and temperature.
- Magi-flo™ give 3 times more flow than similar mixer showers even at low pressure
- Divert between the overhead or hand held shower, or have both on together even at low pressure. (ERD)
- Large 21cm deluge head for an unbeatable showering experience.
- Separate 8cm single spray head (ERD)
- With rub clean nozzles for easy limescale removal
- Works on all systems and pressures.



Mira Realm Thermostatic	
1.1735.001	MIRA REALM ER
1.1735.002	MIRA REALM ERD

Streamlined showering. A unique showering solution offering a great performance even at low pressure. Features the Mira 360 shower head – 1 flip action, 4 unique sprays.



- Thermostatic temperature stability keeps showering safe for all the family
- Separate temperature and flow controls to fine tune your perfect shower.
- Best performing vertical shower on the market.
- Fully integrated shower pole for a streamlined look.
- Cool touch valve technology for ultimate safety.
- Includes the Mira 360 shower head, 1 flip, 4 unique sprays.
- Works on all systems and pressures.



Mira Myline	
1.1660.017	MIRA MYLINE


Mixer Showers

Valve Types Explained

EV

exposed variable

The shower control is mounted on the wall. Your shower comes with a showerhead, hose, clamp bracket and slide bar. Some models also come with a soap dish.



BIR

built-in rigid

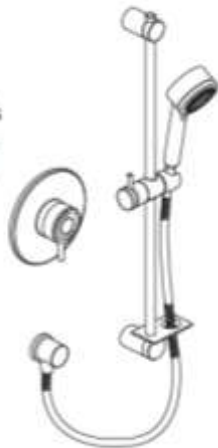
The controls and showerhead are both built into the wall. There's no hose or slide bar, so your shower has a minimalist look.



BIV

built-in variable

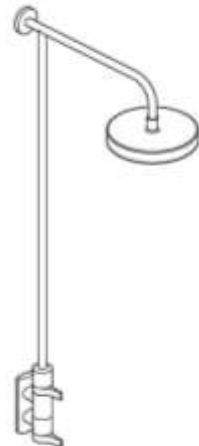
The shower control is built into the wall for a smart, clean finish. The shower comes with a showerhead, hose, right-angled hose connector, clamp bracket and slide bar. Some models have a soap dish too.



ER

exposed rigid

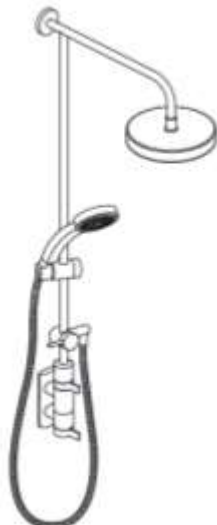
The shower control and showerhead are both mounted on the wall on a single riser bar.



ERD

exposed rigid with diverter

The shower control and showerhead are both mounted on the wall on a single riser bar. The shower also has a second adjustable showerhead.



Digital Showers



The ultimate in luxury showering technology, with the added benefit of being able to divert between the overhead and hand held shower or have both on at the same time.

- Thermostatic temperature stability keeps showering safe for all the family
- Separate temperature and flow controls to fine tune your perfect shower.
- Maximum temperature setting for increased safety.
- Warm up mode, clock display, shower timer and eco setting.
- Quick flexible and easy to install.
- High pressure valve for mains pressurized or combination boilers.
- Includes 250mm deluge head and the Mira 360 shower head, 1 flip, 4 unique sprays.
- Not suitable on pumped or gravity systems.

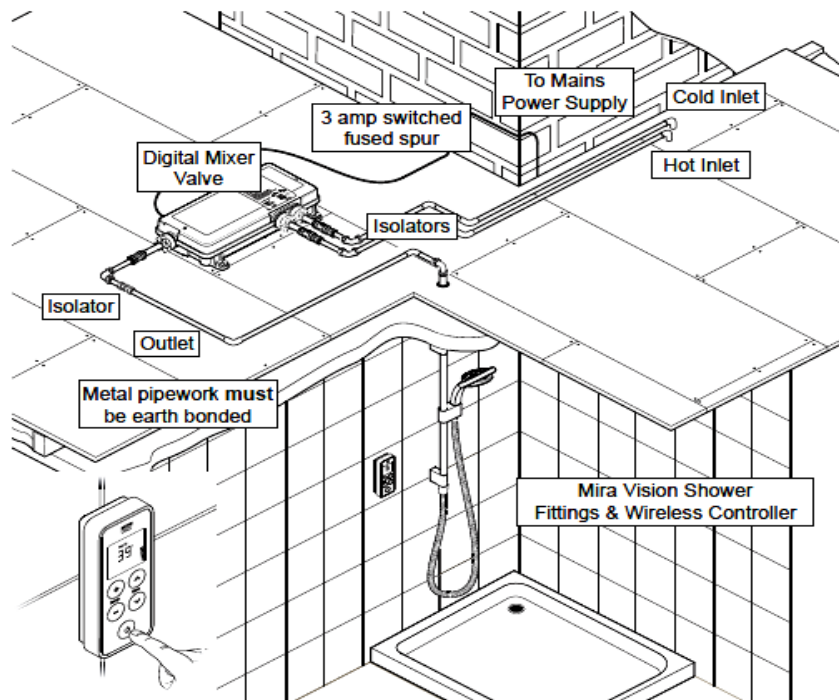


HIGH

LOW

Mira Vision	
1.1797.001	MIRA VISION HP/COMBI MIXER CEILING FED
1.1797.002	MIRA VISION PUMPED MIXER CEILING FED
1.1797.003	MIRA VISION HP/COMBI MIXER REAR FED
1.1797.004	MIRA VISION PUMPED MIXER REAR FED
1.1797.005	MIRA VISION REMOTE CONTROLLER ACCESSORY
1.1797.006	MIRA VISION HP/COMBI MIXER W/O FTGS
1.1797.007	MIRA VISION PUMPED MIXER W/O FTGS

Installation Schematic



Digital Showers



The ultimate in luxury showering technology, with the added benefit of being able to divert between the overhead and hand held shower or have both on at the same time.

- Thermostatic temperature stability keeps showering safe for all the family
- Separate temperature and flow controls to fine tune your perfect shower.
- Maximum temperature setting for increased safety.
- Warm up mode, clock display, shower timer and eco setting.
- Quick flexible and easy to install.
- High pressure valve for mains pressurized or combination boilers.
- Includes Mira 360 shower head, 1 flip, 4 unique sprays.
- Not suitable on pumped or gravity systems.



Mira Platinum	
1.1666.001	MIRA PLATINUM HP/COMBI MIXER CEILING FED
1.1666.002	MIRA PLATINUM PUMPED MIXER CEILING FED
1.1666.003	MIRA PLATINUM HP/COMBI MIXER W/O FTGS
1.1666.004	MIRA PLATINUM PUMPED MIXER W/O FTGS
1.1666.200	MIRA PLATINUM HP/COMBI MIXER REAR FED
1.1666.201	MIRA PLATINUM PUMPED MIXER REAR FED
1.1666.011	MIRA PLATINUM REMOTE CONTROLLER ACCESSOR



Beautifully designed and easy to use, this wireless digital shower has got it all – innovation and looks great.

- Thermostatic temperature stability keeps showering safe for all the family
- Separate temperature and flow controls to fine tune your perfect shower.
- Maximum temperature setting for increased safety.
- Warm up mode, clock display, shower timer and eco setting.
- Quick flexible and easy to install.
- High pressure valve for mains pressurized or combination boilers.
- Includes 250mm Deluge head & Mira 360 shower head, 1 flip, 4 unique sprays.
- Not suitable on pumped or gravity systems.



Mira Platinum	
1.1796.001	MIRA PLATINUM DUAL HP/COMBI MIXER C-FED
1.1796.002	MIRA PLATINUM DUAL PUMPED MIXER C-FED
1.1796.003	MIRA PLATINUM DUAL HP/COMBI MIXER R-FED
1.1796.004	MIRA PLATINUM DUAL PUMPED MIXER R-FED
1.1796.005	MIRA PLATINUM DUAL HP/COMBI MIXER W0 FI
1.1796.006	MIRA PLATINUM DUAL PUMPED MIXER W/O FIT
1.1796.007	MIRA PLATINUM DUAL REMOTE CONT ACCESSORY

Accessories



2.1703.106



2.1605.176



2.1605.004

Code	Description
2.1605.106	MIRA RESPONSE 4 MODE SHOWER HEAD CHROME
2.1605.176	MIRA LOGIC 4 SPRAY SHOWERHEAD CHROME
2.1703.004	MIRA NECTAR FOUR SPRAY SHR HEAD 9CM CHR



2.1605.128



2.1605.166



1.1605.167

Code	Description
2.1605.128	MIRA LOGIC CLAMP BRACKET CHROME
2.1605.166	MIRA LOGIC HOSE CHROME (METAL) 1.25M
1.1605.167	MIRA RESPONSE HOSE CHR. (PLASTIC) 1.25M



2.1605.195



2.1605.184



2.1605.199

Code	Description
2.1605.195	MIRA LOGIC SOAP DISH CHROME
2.1605.184	MIRA LOGIC 4 SPRAY FIXED BIR HEAD CP
2.1605.199	MIRA LOGIC HOSE CONNECTOR CHROME

For a full range of available accessories, please contact our sales staff.

Accessories



2.1605.103



1.0.411.23.3



1.0.411.82.2

Code	Description
2.1605.103	MIRA RESPONSE 4 MODE RF1 SHOWER HEAD WHITE
1.411.23.3.0	MIRA RESPONSE CLAMP BRACKET ASSEMBLY WHITE
1.0.411.82.2	MIRA RESPONSE RF1 POWER HANDSET WHITE



2.1703.006



2.1605.156



2.1605.154

Code	Description
2.1703.006	MIRA NECTAR FITTINGS KIT CHROME
2.1605.156	MIRA RESPONSE FITTINGS KIT CHROME
2.1605.154	MIRA LOGIC FITTINGS KIT CHROME



2.1605.112



2.1688.001



2.1703.011

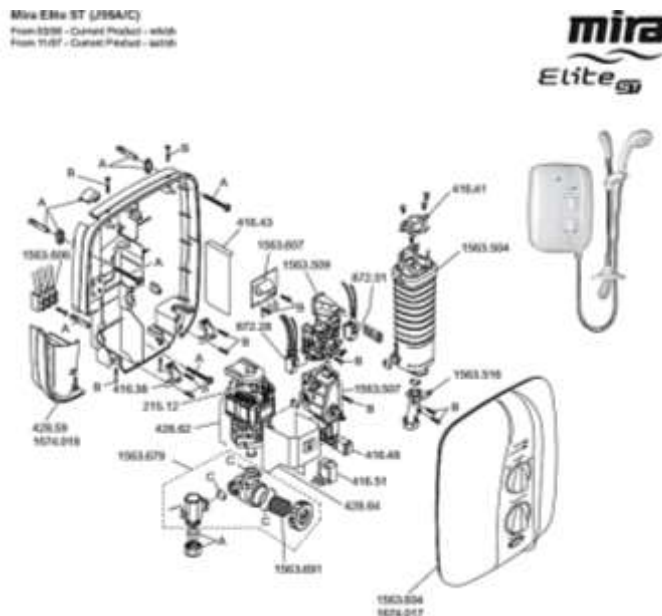
Code	Description
2.1605.112	MIRA ECO SHOWER HEAD CHROME
2.1688.001	MIRA 360M 4 MODE SHOWER HEAD
2.1703.011	MIRA BEAT SHOWER HEAD CP

For a full range of available accessories, please contact our sales staff.

Spare Parts


Code	Description
1.416.41.4.0	MIRA SPORT THERMAL SWITCH (1999-CURR)
1.411.23.3.0	MIRA RESPONSE CLAMP BRACKET ASSEMBLY
4.936.12	MIRA 88 SERVICE PACK
4.937.84	MIRA 88 KNOB PACK
1.904.07.2.0	MIRA 88 INTERNAL SET
1.1563.748.1	SP P/C FLOW VALVE STD
1.903.33.6.0	MIRA EXCEL (1990-96) CARTRIDGE
1.416.48.1.0	LATCHING SWITCH SPORT
4.428.62	ELITE MOTOR / PUMP ASSEMBLY
1.453.13.6	SPR MIRA EVENT SOLENOID ASSEMBLY
1.937.22.2.0	VR SPRAY PLATE ASSEMBLY SPARES
4.800.01	MIRA 722 TEMPERATURE REGULATOR
4.936.59	MIRA 723 SERVICE PACK
1.416.51.1.0	SOLENOID COIL ASSEMBLY SPARE
1.406.27.5.0	SPR UNIVERSAL FILTER CAP
1.451.05.4	MIRA VERVE CHECK VALVE ASSEMBLY
1.936.95.2.0	VR SPRAYPLATE PACK
1.902.65.7.0	MIRA 723 CARTRIDGE (LOW PRESSURE)
1.902.21.3.0	MIRA 722 CARTRIDGE ASSEMBLY
1.458.10.2	MIRA GEM 88 CARTRIDGE ASSEMBLY
1.439.90.5	SPARE THERMAL TRIP ASSEMBLY
4.1746.442	SPORT FLOW VALVE ASSEMBLY STD
4.1829.064	INLET AND FILTER KIT
4.935.16	MIRA 8 SERVICE PACK

Full range of Mira spares available, please contact our sales staff for all enquiries.
A detailed listing of all Mira spares is available on our website, www.hevac.ie



Spare Parts

Code	Description
1.076.63.1.0	MIRA 88 CONCEALING PLATE WHITE
1.1563.507.4	FLOW VALVE ASSEMBLY
1.1563.687.2	MIRA ELITE FILTER TUBE & SEAL PACK
1.1595.039.7	DISCOVERY CARTRIDGE ASSEMBLY
1.411.22.1.0	RAC MOUNTING PACK
1.416.51.1.0	SOLENOID COIL ASSEMBLY
1.451.63.3	EXCEL KNOB PACK CP
1.451.69.2	EXCEL CONCEALING PLATE
1.453.03.5	MOTOR PUMP ASSEMBLY
1.453.11.1	EVENT HARNESS ASSEMBLY
1.467.01.2	DISCOVERY TEMPERATURE CARTRIDGE
1.579.55.1.0	MIRA 88 MOUNTING BRACKET CLIP
1.641.46.1.0	MIRA 88 CONCEALING PLATE SEAL
1.1563.504.2	ELITE HEATER TANK 9.8KW



For a full listing of all Mira Spare parts and products log on to
www.mirashowers.co.uk

A modern bathroom with a shower, sink, and mirror. The shower is on the left, the sink is on the right, and a mirror is above the sink. The walls are green and the floor is dark wood. A window is in the center.

Hevac

www.hevac.ie
www.mirashowers.ie

Muirfield Drive, Naas Road, Dublin 12

Tel: 01 4191919 Fax: 01 4584806

Email : info@hevac.ie

Web : www.hevac.ie

Furry Park Ind Est, Santry, Dublin 9

Tel: 01 8427037 Fax: 01 8427045

Email : info@hevac.ie

Web : www.hevac.ie

South Ring West Business Park, Cork

Tel: 021 432 1066 Fax: 021 432 1068

Email : info@hevac.ie

Web : www.hevac.ie